



TUBE TECHNOLOGIES, INC.
 1555 Consumer Circle
 Corona, CA 92880-1726
 Phone 951-371-4878
 Fax 951-371-6143
 www.ttiexhaust.com

**273, 318, 340, 360 MANIFOLD CASTING NO'S
 (A/LA-engines)**






Pipe bends vary depending on manifold. TTI requires the manifold casting numbers off of each manifold to ensure that we supply you with the correct bend necessary for your application.

TTi Exhaust Pipes available to listed manifold casting numbers only. Manifold casting numbers are located on the top of the manifold, usually 7-digits long.

- * A-body applications w/ mfd casting # 2863549 / Standard Trans: A 90° oil filter adapter will be required.
- ** A-body applications w/ mfd casting #'s 2863553, 3614368 / Auto Trans w/ a 3-section kick-down link: Modification may be required to the lower throttle rod.

Manifold photos shown for informational purpose only. (Photos were taken by TTI, shared with TTI or found on the world-wide-web)

LH: DRIVERS-SIDE

Manifold casting #	Year/Body fits	Transmission	2.5" O.D. pipe	3.0" O.D. pipe	Outlet style
			Following no's stamped on pipe for TTI use.	Following no's stamped on pipe for TTI use.	
2465847	63-66 A-body	Auto/Standard	A646LE	N/A	2-1/4" Ball-joint  2465847 shown
2780945 2951123 3614395 3830905	67-76 A-body ----- 62-74 B-body & 70-74 E-body	Auto/Standard ----- Auto/Standard	A25LEST-1 (Pipe creased to clear torsion bar) ----- BE25LEST-1	N/A ----- N/A	2-1/4" Ball-joint  3614395 shown
2465719 2951916 3512077	67-76 A-body, 62-74 B-body & 70-74 E-body	Auto/Standard	E25LES-1	N/A	2-1/4" Ball-joint  2951916 shown
3418621 3751084 3830204 3870337	67-76 A-body, 62-79 B-body & 70-74 E-body	Auto/Standard	E25LES	N/A	2-5/8" Ball-joint  3418621 shown
2863553 3614368	67-76 A-body ----- 62-74 B-body & 70-74 E-body ----- 67-76 A-body ----- 62-74 B-body & 70-74 E-body	Auto / Floor Shift ----- Auto ----- Standard Auto/ Column Shift ----- Standard	A25LE** ----- EB25LE ----- TTi 25LEST (Pipe creased to clear torsion bar) ----- BE25LEST	N/A ----- N/A ----- N/A	Flat flange  2863553 shown



TUBE TECHNOLOGIES, INC.
 1555 Consumer Circle
 Corona, CA 92880-1726
 Phone 951-371-4878
 Fax 951-371-6143
 www.ttiexhaust.com

**273, 318, 340, 360 MANIFOLD CASTING NO'S
 (A/LA-engines)**




Pipe bends vary depending on manifold. TTi requires the manifold casting numbers off of each manifold to ensure that we supply you with the correct bend necessary for your application.

TTi Exhaust Pipes available to listed manifold casting numbers only. Manifold casting numbers are located on the top of the manifold, usually 7-digits long.

- * A-body applications w/ mfd casting # 2863549 / Standard Trans: A 90° oil filter adapter will be required.
- ** A-body applications w/ mfd casting #'s 2863553, 3614368 / Auto Trans w/ a 3-section kick-down link: Modification may be required to the lower throttle rod.

Manifold photos shown for informational purpose only. (Photos were taken by TTi, shared with TTi or found on the world-wide-web)

RH: PASSENGER-SIDE

Manifold casting #	Year/Body fits	Transmission	2.5" O.D. pipe	3.0" O.D. pipe	Outlet style
			Following no's stamped on pipe for TTi use.	Following no's stamped on pipe for TTi use.	
2465769 2843953	63-66 A-body	Auto	A636REA-R1	N/A	2-1/4" Ball-joint  2465769 shown
	63-66 A-body	Standard	A636RE	N/A	
	67-76 A, 62-74 B & E -body	Auto/Standard	E25RES-1	N/A	
3418623 4041471 4041466	67-76 A-body, 62-79 B-body & 70-74 E-body	Auto/Standard	E25RES	N/A	2-5/8" Ball-joint  3418623 shown
2863549	67-76 A-body, 62-74 B-body & 70-74 E-body	Auto	A25RE	N/A	Flat flange  2863549 shown
		Standard	TTi 25REST*	N/A	

05/14/20 - A636REA-R1: Pipe revised to clear 727 trans. Pipe now clears 904 & 727 transmissions. (Pipe #A636REA, only clears 904 trans)

























TUBE TECHNOLOGIES, INC.
 1555 Consumer Circle
 Corona, CA 92880-1726
 Phone 951-371-4878
 Fax 951-371-6143
 www.ttiexhaust.com

**383, 400, 440 MANIFOLD CASTING NO'S
 (B & RB-engines)**

Pipe bends vary depending on manifold. TTi requires the manifold casting numbers off of each manifold to ensure that we supply you with the correct bend necessary for your application.

TTi Exhaust Pipes available to listed manifold casting numbers only. Manifold casting numbers are located on the top of the manifold, usually 7-digits long.

Manifold photos shown for informational purpose only. (Photos were taken by TTi, shared with TTi or found on the world-wide-web)

LEFT: DRIVERS-SIDE																																																																																		
Manifold casting #	Year/Body fits	Transmission	Engine	2.5" O.D. pipe TTi Part No.	3.0" pipe TTi Part No.	Outlet style																																																																												
2203262	62-65 B-body	Auto/Standard	383, 400	X25LE3-3	N/A	 2.25" Flat flange LP Mfd. 2203262																																																																												
			440	X25LE4-3	N/A		2463107	65-73 C-body	Auto/Standard	383, 400	C25LE3-4	N/A	 2.25" Flat flange LP Mfd. 2463107	440	C25LE4-4	C30LE4-4	2951861	70-74 E-body	Auto/Standard	383, 400	E25LE3-3	E30LE3-3		440	N/A	N/A	3698546	70-74 E-body	Auto/Standard	383, 400	E25LE3-3	E30LE3-3		440	N/A	N/A	2532626	66-74 B-body	Auto/Standard	383, 400	B25LE3-3	N/A	 2.25" Flat flange LP Mfd. 253262	440	N/A	N/A	2806974	62-65 B-body	Auto/Standard	383, 400	X25LE3-1	X30LE3-1	 2.50" Flat flange HP Mfd. 2806974	440	X25LE4-1	X30LE4-1	2806974	66-74 B-body	Auto/Standard	383, 400	N/A	N/A		440	B25LE4-1	B30LE4-1	2806974	65-73 C-body	Auto/Standard	383, 400	N/A	N/A		440	C25LE4-2	C30LE4-2	2843247	65-73 C-body	Auto/Standard	383, 400	N/A	N/A
2463107	65-73 C-body	Auto/Standard	383, 400	C25LE3-4	N/A	 2.25" Flat flange LP Mfd. 2463107																																																																												
			440	C25LE4-4	C30LE4-4		2951861	70-74 E-body	Auto/Standard	383, 400	E25LE3-3	E30LE3-3		440	N/A	N/A	3698546	70-74 E-body	Auto/Standard	383, 400	E25LE3-3	E30LE3-3		440	N/A	N/A	2532626	66-74 B-body	Auto/Standard	383, 400	B25LE3-3	N/A	 2.25" Flat flange LP Mfd. 253262	440	N/A	N/A	2806974	62-65 B-body	Auto/Standard	383, 400	X25LE3-1	X30LE3-1	 2.50" Flat flange HP Mfd. 2806974	440	X25LE4-1	X30LE4-1	2806974	66-74 B-body	Auto/Standard	383, 400	N/A	N/A		440	B25LE4-1	B30LE4-1	2806974	65-73 C-body	Auto/Standard	383, 400	N/A	N/A		440	C25LE4-2	C30LE4-2	2843247	65-73 C-body	Auto/Standard	383, 400	N/A	N/A	 2.25" Flat flange LP Mfd. 2843247	440	C25LE4-1	C30LE4-1						
2951861	70-74 E-body	Auto/Standard	383, 400	E25LE3-3	E30LE3-3																																																																													
			440	N/A	N/A		3698546	70-74 E-body	Auto/Standard	383, 400	E25LE3-3	E30LE3-3		440	N/A	N/A	2532626	66-74 B-body	Auto/Standard	383, 400	B25LE3-3	N/A	 2.25" Flat flange LP Mfd. 253262	440	N/A	N/A	2806974	62-65 B-body	Auto/Standard	383, 400	X25LE3-1	X30LE3-1	 2.50" Flat flange HP Mfd. 2806974	440	X25LE4-1	X30LE4-1	2806974	66-74 B-body	Auto/Standard	383, 400	N/A	N/A		440	B25LE4-1	B30LE4-1	2806974	65-73 C-body	Auto/Standard	383, 400	N/A	N/A		440	C25LE4-2	C30LE4-2	2843247	65-73 C-body	Auto/Standard	383, 400	N/A	N/A	 2.25" Flat flange LP Mfd. 2843247	440	C25LE4-1	C30LE4-1																
3698546	70-74 E-body	Auto/Standard	383, 400	E25LE3-3	E30LE3-3																																																																													
			440	N/A	N/A		2532626	66-74 B-body	Auto/Standard	383, 400	B25LE3-3	N/A	 2.25" Flat flange LP Mfd. 253262	440	N/A	N/A	2806974	62-65 B-body	Auto/Standard	383, 400	X25LE3-1	X30LE3-1	 2.50" Flat flange HP Mfd. 2806974	440	X25LE4-1	X30LE4-1	2806974	66-74 B-body	Auto/Standard	383, 400	N/A	N/A		440	B25LE4-1	B30LE4-1	2806974	65-73 C-body	Auto/Standard	383, 400	N/A	N/A		440	C25LE4-2	C30LE4-2	2843247	65-73 C-body	Auto/Standard	383, 400	N/A	N/A	 2.25" Flat flange LP Mfd. 2843247	440	C25LE4-1	C30LE4-1																										
2532626	66-74 B-body	Auto/Standard	383, 400	B25LE3-3	N/A	 2.25" Flat flange LP Mfd. 253262																																																																												
			440	N/A	N/A		2806974	62-65 B-body	Auto/Standard	383, 400	X25LE3-1	X30LE3-1	 2.50" Flat flange HP Mfd. 2806974	440	X25LE4-1	X30LE4-1	2806974	66-74 B-body	Auto/Standard	383, 400	N/A	N/A		440	B25LE4-1	B30LE4-1	2806974	65-73 C-body	Auto/Standard	383, 400	N/A	N/A		440	C25LE4-2	C30LE4-2	2843247	65-73 C-body	Auto/Standard	383, 400	N/A	N/A	 2.25" Flat flange LP Mfd. 2843247	440	C25LE4-1	C30LE4-1																																				
2806974	62-65 B-body	Auto/Standard	383, 400	X25LE3-1	X30LE3-1	 2.50" Flat flange HP Mfd. 2806974																																																																												
			440	X25LE4-1	X30LE4-1		2806974	66-74 B-body	Auto/Standard	383, 400	N/A	N/A		440	B25LE4-1	B30LE4-1	2806974	65-73 C-body	Auto/Standard	383, 400	N/A	N/A		440	C25LE4-2	C30LE4-2	2843247	65-73 C-body	Auto/Standard	383, 400	N/A	N/A	 2.25" Flat flange LP Mfd. 2843247	440	C25LE4-1	C30LE4-1																																														
2806974	66-74 B-body	Auto/Standard	383, 400	N/A	N/A																																																																													
			440	B25LE4-1	B30LE4-1		2806974	65-73 C-body	Auto/Standard	383, 400	N/A	N/A		440	C25LE4-2	C30LE4-2	2843247	65-73 C-body	Auto/Standard	383, 400	N/A	N/A	 2.25" Flat flange LP Mfd. 2843247	440	C25LE4-1	C30LE4-1																																																								
2806974	65-73 C-body	Auto/Standard	383, 400	N/A	N/A																																																																													
			440	C25LE4-2	C30LE4-2		2843247	65-73 C-body	Auto/Standard	383, 400	N/A	N/A	 2.25" Flat flange LP Mfd. 2843247	440	C25LE4-1	C30LE4-1																																																																		
2843247	65-73 C-body	Auto/Standard	383, 400	N/A	N/A	 2.25" Flat flange LP Mfd. 2843247																																																																												
			440	C25LE4-1	C30LE4-1																																																																													





TUBE TECHNOLOGIES, INC.
 1555 Consumer Circle
 Corona, CA 92880-1726
 Phone 951-371-4878
 Fax 951-371-6143
 www.ttiexhaust.com

**383, 400, 440 MANIFOLD CASTING NO'S
 (B & RB-engines)**

Pipe bends vary depending on manifold. TTi requires the manifold casting numbers off of each manifold to ensure that we supply you with the correct bend necessary for your application.

TTi Exhaust Pipes available to listed manifold casting numbers only. Manifold casting numbers are located on the top of the manifold, usually 7-digits long.

Manifold photos shown for informational purpose only. (Photos were taken by TTi, shared with TTi or found on the world-wide-web)

LEFT: DRIVERS-SIDE						
Manifold casting #	Year/Body fits	Transmission	Engine	2.5" O.D. pipe TTi Part No.	3.0" pipe TTi Part No.	Outlet style
2863409	65-73 C-body	Auto/Standard	383, 400	C25LE3	C30LE3	 2.50" Flat flange 3418351 shown
2951216			440	C25LE4	C30LE4	
3418351						
2843992 2951865 3671595 3751068	62-65 B-body	Auto	383, 400	X25LE3	N/A	 2.50" Flat flange 2843992 shown
			440	X25LE4	X30LE4	
		Standard	383, 400	X25LE3-2	X30LE3-2	
			440	X25LE4-2	X30LE4-2	
	66-72 B-body	Auto	383, 400	B25LE3	B30LE3	
			440	B25LE4	B30LE4	
		Standard	383, 400	B25LE3-2	B30LE3-2	
			440	B25LE4-2	B30LE4-2	
73-74 B-body	Auto/Standard	383, 400	734B25LE3-2	734B30LE3-2		
		440	734B25LE4-2	734B30LE4-2		
65-73 C-body	Auto/Standard	383, 400	C25LE3-3	C30LE3-3		
		440	C25LE4-3	C30LE4-3		
70-74 E-body	Auto	383, 400	E25LE3**	E30LE3**		
		440	E25LE4**	E30LE4**		
	Standard	383, 400	E25LE3-1	E30LE3-1		
		440	E25LE4-1	E30LE4-1		



TUBE TECHNOLOGIES, INC.
 1555 Consumer Circle
 Corona, CA 92880-1726
 Phone 951-371-4878
 Fax 951-371-6143
 www.ttiexhaust.com
















**383, 400, 440 MANIFOLD CASTING NO'S
 (B & RB-engines)**

Pipe bends vary depending on manifold. TTI requires the manifold casting numbers off of each manifold to ensure that we supply you with the correct bend necessary for your application.

TTi Exhaust Pipes available to listed manifold casting numbers only. Manifold casting numbers are located on the top of the manifold, usually 7-digits long.

Manifold photos shown for informational purpose only. (Photos were taken by TTI, shared with TTI or found on the world-wide-web)

RIGHT: PASSENGER-SIDE

Manifold casting #	Year/Body fits	Transmission	Engine	2.5" O.D. pipe TTi Part No.	3.0" pipe TTi Part No.	Outlet style																																																																												
2205898 (Low-perf mfd)	62-65 B-body	Auto/Standard	383, 400	X25RE3-3	N/A	2.25" Flat flange 																																																																												
			440	X25RE4-3	N/A		2532464 2899876* 3751074* (Low-perf mfd)	62-72 B-body	Auto/Standard	383, 400	B25RE3-3	B30RE3-3	2.25" Flat flange  2532464 shown	440	N/A	N/A		65-73 C-body	Auto/Standard	383, 400	C25RE3-2	N/A		440	C25RE4-2	C30RE4-2		70-74 E-body	Auto/Standard	383, 400	E25RE3-3	E30RE3-3		440	N/A	N/A	2205535 (Low-perf mfd)	65-73 C-body	Auto/Standard	383, 400	N/A	N/A	2.25" Flat flange 	440	C25RE4-5	C30RE4-5		62-65 B-body	Auto/Standard	383, 400	X25RE3	N/A		440	X25RE4	X30RE4	2806900	66-72 B-body	Auto/Standard	383, 400	B25RE3	B30RE3	2.50" Flat flange 	440	B25RE4	B30RE4		65-73 C-body	Auto/Standard	383, 400	C25RE3-1	C30RE3-1		440	C25RE4-1	C30RE4-1		70-74 E-body	Auto/Standard	383, 400	EB25RE3	EB30RE3
2532464 2899876* 3751074* (Low-perf mfd)	62-72 B-body	Auto/Standard	383, 400	B25RE3-3	B30RE3-3	2.25" Flat flange  2532464 shown																																																																												
			440	N/A	N/A			65-73 C-body	Auto/Standard	383, 400	C25RE3-2	N/A		440	C25RE4-2	C30RE4-2		70-74 E-body	Auto/Standard	383, 400	E25RE3-3	E30RE3-3		440	N/A	N/A	2205535 (Low-perf mfd)	65-73 C-body	Auto/Standard	383, 400	N/A	N/A	2.25" Flat flange 	440	C25RE4-5	C30RE4-5		62-65 B-body	Auto/Standard	383, 400	X25RE3	N/A		440	X25RE4	X30RE4	2806900	66-72 B-body	Auto/Standard	383, 400	B25RE3	B30RE3	2.50" Flat flange 	440	B25RE4	B30RE4		65-73 C-body	Auto/Standard	383, 400	C25RE3-1	C30RE3-1		440	C25RE4-1	C30RE4-1		70-74 E-body	Auto/Standard	383, 400	EB25RE3	EB30RE3		440	EB25RE4	EB30RE4						
	65-73 C-body	Auto/Standard	383, 400	C25RE3-2	N/A																																																																													
			440	C25RE4-2	C30RE4-2			70-74 E-body	Auto/Standard	383, 400	E25RE3-3	E30RE3-3		440	N/A	N/A	2205535 (Low-perf mfd)	65-73 C-body	Auto/Standard	383, 400	N/A	N/A	2.25" Flat flange 	440	C25RE4-5	C30RE4-5		62-65 B-body	Auto/Standard	383, 400	X25RE3	N/A		440	X25RE4	X30RE4	2806900	66-72 B-body	Auto/Standard	383, 400	B25RE3	B30RE3	2.50" Flat flange 	440	B25RE4	B30RE4		65-73 C-body	Auto/Standard	383, 400	C25RE3-1	C30RE3-1		440	C25RE4-1	C30RE4-1		70-74 E-body	Auto/Standard	383, 400	EB25RE3	EB30RE3		440	EB25RE4	EB30RE4																
	70-74 E-body	Auto/Standard	383, 400	E25RE3-3	E30RE3-3																																																																													
			440	N/A	N/A		2205535 (Low-perf mfd)	65-73 C-body	Auto/Standard	383, 400	N/A	N/A	2.25" Flat flange 	440	C25RE4-5	C30RE4-5		62-65 B-body	Auto/Standard	383, 400	X25RE3	N/A		440	X25RE4	X30RE4	2806900	66-72 B-body	Auto/Standard	383, 400	B25RE3	B30RE3	2.50" Flat flange 	440	B25RE4	B30RE4		65-73 C-body	Auto/Standard	383, 400	C25RE3-1	C30RE3-1		440	C25RE4-1	C30RE4-1		70-74 E-body	Auto/Standard	383, 400	EB25RE3	EB30RE3		440	EB25RE4	EB30RE4																										
2205535 (Low-perf mfd)	65-73 C-body	Auto/Standard	383, 400	N/A	N/A	2.25" Flat flange 																																																																												
			440	C25RE4-5	C30RE4-5			62-65 B-body	Auto/Standard	383, 400	X25RE3	N/A		440	X25RE4	X30RE4	2806900	66-72 B-body	Auto/Standard	383, 400	B25RE3	B30RE3	2.50" Flat flange 	440	B25RE4	B30RE4		65-73 C-body	Auto/Standard	383, 400	C25RE3-1	C30RE3-1		440	C25RE4-1	C30RE4-1		70-74 E-body	Auto/Standard	383, 400	EB25RE3	EB30RE3		440	EB25RE4	EB30RE4																																				
	62-65 B-body	Auto/Standard	383, 400	X25RE3	N/A																																																																													
			440	X25RE4	X30RE4		2806900	66-72 B-body	Auto/Standard	383, 400	B25RE3	B30RE3	2.50" Flat flange 	440	B25RE4	B30RE4		65-73 C-body	Auto/Standard	383, 400	C25RE3-1	C30RE3-1		440	C25RE4-1	C30RE4-1		70-74 E-body	Auto/Standard	383, 400	EB25RE3	EB30RE3		440	EB25RE4	EB30RE4																																														
2806900	66-72 B-body	Auto/Standard	383, 400	B25RE3	B30RE3	2.50" Flat flange 																																																																												
			440	B25RE4	B30RE4			65-73 C-body	Auto/Standard	383, 400	C25RE3-1	C30RE3-1		440	C25RE4-1	C30RE4-1		70-74 E-body	Auto/Standard	383, 400	EB25RE3	EB30RE3		440	EB25RE4	EB30RE4																																																								
	65-73 C-body	Auto/Standard	383, 400	C25RE3-1	C30RE3-1																																																																													
			440	C25RE4-1	C30RE4-1			70-74 E-body	Auto/Standard	383, 400	EB25RE3	EB30RE3		440	EB25RE4	EB30RE4																																																																		
	70-74 E-body	Auto/Standard	383, 400	EB25RE3	EB30RE3																																																																													
			440	EB25RE4	EB30RE4																																																																													

* Modification may be required: If the manifold bolt holes do not align with the exhaust pipe, then the 2-bolt flange must be removed and aligned too match the manifold bolt holes for proper fit. Weld the flange in place once aligned.




TUBE TECHNOLOGIES, INC.
 1555 Consumer Circle
 Corona, CA 92880-1726
 Phone 951-371-4878
 Fax 951-371-6143
 www.ttiexhaust.com

**383, 400, 440 MANIFOLD CASTING NO'S
 (B & RB-engines)**

Pipe bends vary depending on manifold. TTI requires the manifold casting numbers off of each manifold to ensure that we supply you with the correct bend necessary for your application.

TTi Exhaust Pipes available to listed manifold casting numbers only. Manifold casting numbers are located on the top of the manifold, usually 7-digits long.

Manifold photos shown for informational purpose only. (Photos were taken by TTI, shared with TTI or found on the world-wide-web)

RIGHT: PASSENGER-SIDE						
Manifold casting #	Year/Body fits	Transmission	Engine	2.5" O.D. pipe TTi Part No.	3.0" pipe TTi Part No.	Outlet style
	62-65 B-body	Auto/Standard	383, 400	X25RE3-1	X30RE3-1	
			440	X25RE4-1	X30RE4-1	
2899879	66-72 B-body	Auto/Standard	383, 400	B25RE3-1	B30RE3-1	
			440	B25RE4-1 or B25RE4-3	B30RE4-1 or B30RE4-3	
3751071	73-74 B-body	Auto/Standard	383, 400	734B25RE3	734B30RE3	 2.50" Flat flange 3751071 shown
			440	734B25RE4	734B30RE4	
3769207	65-73 C-body	Auto/Standard	383, 400	C25RE3	C30RE3	
			440	C25RE4 or C25RE4-2	C30RE4	
	70-74 E-body	Auto/Standard	383, 400	E25RE3	E30RE3	
			440	E25RE4	E30RE4	





TUBE TECHNOLOGIES, INC.
 1555 Consumer Circle
 Corona, CA 92880-1726
 Phone 951-371-4878
 Fax 951-371-6143
 www.ttiexhaust.com

TTi Exhaust Pipes available to listed manifold casting numbers only. Manifold casting numbers are located on the top of the manifold, usually 7-digits long.


Manifold photos shown for informational purpose only. (Photos were taken by TTI, shared with TTI or found on the world-wide-web)

426, 472, 528 HEMI MANIFOLD CASTING NO'S

Manifold casting #	Year/Body fits	Transmission	2.5" O.D. pipe TTi Part No.	3.0" pipe TTi Part No.	Outlet style
LEFT: DRIVERS-SIDE 2780501 2780611 3418453	62-65 B-body	Auto/Standard	HB-E25LEP	HP-E30LEP	
	66-74 B-body	Auto/Standard	HB25LEP	HB30LEP	
	70-74 E-body	Auto/Standard	E25LEPH	E30LEPH	

RIGHT: PASSENGER-SIDE 2730518 2780508 2780518	62-65 B-body	Auto/Standard	HB-E25REP	HB-E30REP	
	66-74 B-body	Auto/Standard	HB25REP	HB30REP	
	70-74 E-body	Auto/Standard	E25REPH	E30REPH	

426 MAX WEDGE MANIFOLD CASTING NO'S

Manifold casting #	Year/Body fits	Transmission	2.5" O.D. pipe TTi Part No.	3.0" pipe TTi Part No.	Outlet style
LEFT: DRIVERS-SIDE 2402336	62-65 B-body	Auto/Standard	N/A	XM30LE4	
RIGHT: PASSENGER-SIDE 2402334	62-65 B-body	Auto/Standard	N/A	XM30RE4	