

















TUBE TECHNOLOGIES, INC.
 1555 Consumer Circle
 Corona, CA 92880-1726
 Phone 951-371-4878
 Fax 951-371-6143
 www.ttiexhaust.com

383, 400, 440 MANIFOLD CASTING NO'S
(B & RB-engines)

Pipe bends vary depending on manifold. TTi requires the manifold casting numbers off of each manifold to ensure that we supply you with the correct bend necessary for your application.

TTi Exhaust Pipes available to listed manifold casting numbers only. Manifold casting numbers are located on the top of the manifold, usually 7-digits long.

Manifold photos shown for informational purpose only. (Photos were taken by TTi, shared with TTi or found on the world-wide-web)

LEFT: DRIVERS-SIDE																																																																																		
Manifold casting #	Year/Body fits	Transmission	Engine	2.5" O.D. pipe TTi Part No.	3.0" pipe TTi Part No.	Outlet style																																																																												
2203262	62-65 B-body	Auto/Standard	383, 400	X25LE3-3	N/A	2-1/4" ID Flat flange  LP Mfd. 2203262																																																																												
			440	X25LE4-3	N/A		2463107	65-73 C-body	Auto/Standard	383, 400	C25LE3-4	N/A	2-1/4" ID Flat flange  LP Mfd. 2463107	440	C25LE4-4	C30LE4-4	2951861	70-74 E-body	Auto/Standard	383, 400	E25LE3-3	E30LE3-3	LP Mfd. 2463107	440	N/A	N/A	3698546	70-74 E-body	Auto/Standard	383, 400	E25LE3-3	E30LE3-3	LP Mfd. 2463107	440	N/A	N/A	2532626	66-74 B-body	Auto/Standard	383, 400	B25LE3-3	N/A	2-1/4" ID Flat flange  LP Mfd. 253262	440	N/A	N/A	2806974	62-65 B-body	Auto/Standard	383, 400	X25LE3-1	X30LE3-1	2-5/8" ID Flat flange  HP Mfd. 2806974	440	X25LE4-1	X30LE4-1	3751068	66-74 B-body	Auto/Standard	383, 400	N/A	N/A	HP Mfd. 2806974	440	B25LE4-1	B30LE4-1	2843247	65-73 C-body	Auto/Standard	383, 400	N/A	N/A	2-1/4" ID Flat flange  LP Mfd. 2843247	440	C25LE4-2	C30LE4-2	2843247	65-73 C-body	Auto/Standard	383, 400	N/A	N/A
2463107	65-73 C-body	Auto/Standard	383, 400	C25LE3-4	N/A	2-1/4" ID Flat flange  LP Mfd. 2463107																																																																												
			440	C25LE4-4	C30LE4-4		2951861	70-74 E-body	Auto/Standard	383, 400	E25LE3-3	E30LE3-3	LP Mfd. 2463107	440	N/A	N/A	3698546	70-74 E-body	Auto/Standard	383, 400	E25LE3-3	E30LE3-3	LP Mfd. 2463107	440	N/A	N/A	2532626	66-74 B-body	Auto/Standard	383, 400	B25LE3-3	N/A	2-1/4" ID Flat flange  LP Mfd. 253262	440	N/A	N/A	2806974	62-65 B-body	Auto/Standard	383, 400	X25LE3-1	X30LE3-1	2-5/8" ID Flat flange  HP Mfd. 2806974	440	X25LE4-1	X30LE4-1	3751068	66-74 B-body	Auto/Standard	383, 400	N/A	N/A	HP Mfd. 2806974	440	B25LE4-1	B30LE4-1	2843247	65-73 C-body	Auto/Standard	383, 400	N/A	N/A	2-1/4" ID Flat flange  LP Mfd. 2843247	440	C25LE4-2	C30LE4-2	2843247	65-73 C-body	Auto/Standard	383, 400	N/A	N/A	2-1/4" ID Flat flange  LP Mfd. 2843247	440	C25LE4-1	C30LE4-1						
2951861	70-74 E-body	Auto/Standard	383, 400	E25LE3-3	E30LE3-3	LP Mfd. 2463107																																																																												
			440	N/A	N/A		3698546	70-74 E-body	Auto/Standard	383, 400	E25LE3-3	E30LE3-3	LP Mfd. 2463107	440	N/A	N/A	2532626	66-74 B-body	Auto/Standard	383, 400	B25LE3-3	N/A	2-1/4" ID Flat flange  LP Mfd. 253262	440	N/A	N/A	2806974	62-65 B-body	Auto/Standard	383, 400	X25LE3-1	X30LE3-1	2-5/8" ID Flat flange  HP Mfd. 2806974	440	X25LE4-1	X30LE4-1	3751068	66-74 B-body	Auto/Standard	383, 400	N/A	N/A	HP Mfd. 2806974	440	B25LE4-1	B30LE4-1	2843247	65-73 C-body	Auto/Standard	383, 400	N/A	N/A	2-1/4" ID Flat flange  LP Mfd. 2843247	440	C25LE4-2	C30LE4-2	2843247	65-73 C-body	Auto/Standard	383, 400	N/A	N/A	2-1/4" ID Flat flange  LP Mfd. 2843247	440	C25LE4-1	C30LE4-1																
3698546	70-74 E-body	Auto/Standard	383, 400	E25LE3-3	E30LE3-3	LP Mfd. 2463107																																																																												
			440	N/A	N/A		2532626	66-74 B-body	Auto/Standard	383, 400	B25LE3-3	N/A	2-1/4" ID Flat flange  LP Mfd. 253262	440	N/A	N/A	2806974	62-65 B-body	Auto/Standard	383, 400	X25LE3-1	X30LE3-1	2-5/8" ID Flat flange  HP Mfd. 2806974	440	X25LE4-1	X30LE4-1	3751068	66-74 B-body	Auto/Standard	383, 400	N/A	N/A	HP Mfd. 2806974	440	B25LE4-1	B30LE4-1	2843247	65-73 C-body	Auto/Standard	383, 400	N/A	N/A	2-1/4" ID Flat flange  LP Mfd. 2843247	440	C25LE4-2	C30LE4-2	2843247	65-73 C-body	Auto/Standard	383, 400	N/A	N/A	2-1/4" ID Flat flange  LP Mfd. 2843247	440	C25LE4-1	C30LE4-1																										
2532626	66-74 B-body	Auto/Standard	383, 400	B25LE3-3	N/A	2-1/4" ID Flat flange  LP Mfd. 253262																																																																												
			440	N/A	N/A		2806974	62-65 B-body	Auto/Standard	383, 400	X25LE3-1	X30LE3-1	2-5/8" ID Flat flange  HP Mfd. 2806974	440	X25LE4-1	X30LE4-1	3751068	66-74 B-body	Auto/Standard	383, 400	N/A	N/A	HP Mfd. 2806974	440	B25LE4-1	B30LE4-1	2843247	65-73 C-body	Auto/Standard	383, 400	N/A	N/A	2-1/4" ID Flat flange  LP Mfd. 2843247	440	C25LE4-2	C30LE4-2	2843247	65-73 C-body	Auto/Standard	383, 400	N/A	N/A	2-1/4" ID Flat flange  LP Mfd. 2843247	440	C25LE4-1	C30LE4-1																																				
2806974	62-65 B-body	Auto/Standard	383, 400	X25LE3-1	X30LE3-1	2-5/8" ID Flat flange  HP Mfd. 2806974																																																																												
			440	X25LE4-1	X30LE4-1		3751068	66-74 B-body	Auto/Standard	383, 400	N/A	N/A	HP Mfd. 2806974	440	B25LE4-1	B30LE4-1	2843247	65-73 C-body	Auto/Standard	383, 400	N/A	N/A	2-1/4" ID Flat flange  LP Mfd. 2843247	440	C25LE4-2	C30LE4-2	2843247	65-73 C-body	Auto/Standard	383, 400	N/A	N/A	2-1/4" ID Flat flange  LP Mfd. 2843247	440	C25LE4-1	C30LE4-1																																														
3751068	66-74 B-body	Auto/Standard	383, 400	N/A	N/A	HP Mfd. 2806974																																																																												
			440	B25LE4-1	B30LE4-1		2843247	65-73 C-body	Auto/Standard	383, 400	N/A	N/A	2-1/4" ID Flat flange  LP Mfd. 2843247	440	C25LE4-2	C30LE4-2	2843247	65-73 C-body	Auto/Standard	383, 400	N/A	N/A	2-1/4" ID Flat flange  LP Mfd. 2843247	440	C25LE4-1	C30LE4-1																																																								
2843247	65-73 C-body	Auto/Standard	383, 400	N/A	N/A	2-1/4" ID Flat flange  LP Mfd. 2843247																																																																												
			440	C25LE4-2	C30LE4-2		2843247	65-73 C-body	Auto/Standard	383, 400	N/A	N/A	2-1/4" ID Flat flange  LP Mfd. 2843247	440	C25LE4-1	C30LE4-1																																																																		
2843247	65-73 C-body	Auto/Standard	383, 400	N/A	N/A	2-1/4" ID Flat flange  LP Mfd. 2843247																																																																												
			440	C25LE4-1	C30LE4-1																																																																													






TUBE TECHNOLOGIES, INC.
 1555 Consumer Circle
 Corona, CA 92880-1726
 Phone 951-371-4878
 Fax 951-371-6143
 www.ttiexhaust.com

**383, 400, 440 MANIFOLD CASTING NO'S
 (B & RB-engines)**

Pipe bends vary depending on manifold. TTi requires the manifold casting numbers off of each manifold to ensure that we supply you with the correct bend necessary for your application.

TTi Exhaust Pipes available to listed manifold casting numbers only. Manifold casting numbers are located on the top of the manifold, usually 7-digits long.

Manifold photos shown for informational purpose only. (Photos were taken by TTi, shared with TTi or found on the world-wide-web)

LEFT: DRIVERS-SIDE																																																																	
Manifold casting #	Year/Body fits	Transmission	Engine	2.5" O.D. pipe TTi Part No.	3.0" pipe TTi Part No.	Outlet style																																																											
2863409 2951216 3418351	65-73 C-body	Auto/Standard	383, 400	C25LE3	C30LE3	2.50" Flat flange  3418351 shown																																																											
			440	C25LE4	C30LE4		2843992 2951865 3671595 3751068	62-65 B-body	Auto	383, 400	X25LE3	N/A	2.50" Flat flange  2843992 shown	440	X25LE4	X30LE4	Standard	383, 400	X25LE3-2	X30LE3-2	440	X25LE4-2	X30LE4-2	66-72 B-body	Auto	383, 400	B25LE3	B30LE3	440	B25LE4	B30LE4	Standard	383, 400	B25LE3-2	B30LE3-2	440	B25LE4-2	B30LE4-2	73-74 B-body	Auto/Standard	383, 400	734B25LE3-2	734B30LE3-2	440	734B25LE4-2	734B30LE4-2	65-73 C-body	Auto/Standard	383, 400	C25LE3-3	C30LE3-3	440	C25LE4-3	C30LE4-3	70-74 E-body	Auto	383, 400	E25LE3**	E30LE3**	440	E25LE4**	E30LE4**	Standard	383, 400	E25LE3-1
2843992 2951865 3671595 3751068	62-65 B-body	Auto	383, 400	X25LE3	N/A	2.50" Flat flange  2843992 shown																																																											
			440	X25LE4	X30LE4																																																												
		Standard	383, 400	X25LE3-2	X30LE3-2																																																												
			440	X25LE4-2	X30LE4-2																																																												
	66-72 B-body	Auto	383, 400	B25LE3	B30LE3																																																												
			440	B25LE4	B30LE4																																																												
		Standard	383, 400	B25LE3-2	B30LE3-2																																																												
			440	B25LE4-2	B30LE4-2																																																												
73-74 B-body	Auto/Standard	383, 400	734B25LE3-2	734B30LE3-2																																																													
		440	734B25LE4-2	734B30LE4-2																																																													
65-73 C-body	Auto/Standard	383, 400	C25LE3-3	C30LE3-3																																																													
		440	C25LE4-3	C30LE4-3																																																													
70-74 E-body	Auto	383, 400	E25LE3**	E30LE3**																																																													
		440	E25LE4**	E30LE4**																																																													
	Standard	383, 400	E25LE3-1	E30LE3-1																																																													
		440	E25LE4-1	E30LE4-1																																																													



TUBE TECHNOLOGIES, INC.
 1555 Consumer Circle
 Corona, CA 92880-1726
 Phone 951-371-4878
 Fax 951-371-6143
 www.ttiexhaust.com








**383, 400, 440 MANIFOLD CASTING NO'S
 (B & RB-engines)**

Pipe bends vary depending on manifold. TTI requires the manifold casting numbers off of each manifold to ensure that we supply you with the correct bend necessary for your application.

TTi Exhaust Pipes available to listed manifold casting numbers only. Manifold casting numbers are located on the top of the manifold, usually 7-digits long.

Manifold photos shown for informational purpose only. (Photos were taken by TTI, shared with TTI or found on the world-wide-web)

RIGHT: PASSENGER-SIDE

Manifold casting #	Year/Body fits	Transmission	Engine	2.5" O.D. pipe TTi Part No.	3.0" pipe TTi Part No.	Outlet style																																																																		
2205898 (Low-perf mfd)	62-65 B-body	Auto/Standard	383, 400	X25RE3-3	N/A	2.25" Flat flange 																																																																		
			440	X25RE4-3	N/A		2532464 2899876 (Low-perf mfd)	62-72 B-body	Auto/Standard	383, 400	B25RE3-3	B30RE3-3	2.25" Flat flange 	440	N/A	N/A	65-73 C-body	Auto/Standard	383, 400	C25RE3-2	N/A	440	C25RE4-2	C30RE4-2	70-74 E-body	Auto/Standard	383, 400	E25RE3-3	E30RE3-3	440	N/A	N/A	2205535 (Low-perf mfd)	65-73 C-body	Auto/Standard	383, 400	N/A	N/A	2.25" Flat flange 	440	C25RE4-5	C30RE4-5	2806900	62-65 B-body	Auto/Standard	383, 400	X25RE3	N/A	2.50" Flat flange 	440	X25RE4	X30RE4	66-72 B-body	Auto/Standard	383, 400	B25RE3	B30RE3	440	B25RE4	B30RE4	65-73 C-body	Auto/Standard	383, 400	C25RE3-1	C30RE3-1	440	C25RE4-1	C30RE4-1	70-74 E-body	Auto/Standard	383, 400	EB25RE3
2532464 2899876 (Low-perf mfd)	62-72 B-body	Auto/Standard	383, 400	B25RE3-3	B30RE3-3	2.25" Flat flange 																																																																		
			440	N/A	N/A																																																																			
	65-73 C-body	Auto/Standard	383, 400	C25RE3-2	N/A																																																																			
			440	C25RE4-2	C30RE4-2																																																																			
70-74 E-body	Auto/Standard	383, 400	E25RE3-3	E30RE3-3																																																																				
		440	N/A	N/A																																																																				
2205535 (Low-perf mfd)	65-73 C-body	Auto/Standard	383, 400	N/A	N/A	2.25" Flat flange 																																																																		
			440	C25RE4-5	C30RE4-5																																																																			
2806900	62-65 B-body	Auto/Standard	383, 400	X25RE3	N/A	2.50" Flat flange 																																																																		
			440	X25RE4	X30RE4																																																																			
	66-72 B-body	Auto/Standard	383, 400	B25RE3	B30RE3																																																																			
			440	B25RE4	B30RE4																																																																			
	65-73 C-body	Auto/Standard	383, 400	C25RE3-1	C30RE3-1																																																																			
			440	C25RE4-1	C30RE4-1																																																																			
	70-74 E-body	Auto/Standard	383, 400	EB25RE3	EB30RE3																																																																			
			440	EB25RE4	EB30RE4																																																																			




TUBE TECHNOLOGIES, INC.
 1555 Consumer Circle
 Corona, CA 92880-1726
 Phone 951-371-4878
 Fax 951-371-6143
 www.ttiexhaust.com

**383, 400, 440 MANIFOLD CASTING NO'S
 (B & RB-engines)**

Pipe bends vary depending on manifold. TTI requires the manifold casting numbers off of each manifold to ensure that we supply you with the correct bend necessary for your application.

TTi Exhaust Pipes available to listed manifold casting numbers only. Manifold casting numbers are located on the top of the manifold, usually 7-digits long.

Manifold photos shown for informational purpose only. (Photos were taken by TTI, shared with TTI or found on the world-wide-web)

RIGHT: PASSENGER-SIDE						
Manifold casting #	Year/Body fits	Transmission	Engine	2.5" O.D. pipe TTi Part No.	3.0" pipe TTi Part No.	Outlet style
	62-65 B-body	Auto/Standard	383, 400	X25RE3-1	X30RE3-1	
			440	X25RE4-1	X30RE4-1	
2899879	66-72 B-body	Auto/Standard	383, 400	B25RE3-1	B30RE3-1	
			440	B25RE4-1 or B25RE4-3	B30RE4-1 or B30RE4-3	
3751071	73-74 B-body	Auto/Standard	383, 400	734B25RE3	734B30RE3	2.50" Flat flange  3751071 shown
			440	734B25RE4	734B30RE4	
3769207	65-73 C-body	Auto/Standard	383, 400	C25RE3	C30RE3	
			440	C25RE4 or C25RE4-2	C30RE4	
	70-74 E-body	Auto/Standard	383, 400	E25RE3	E30RE3	
			440	E25RE4	E30RE4	